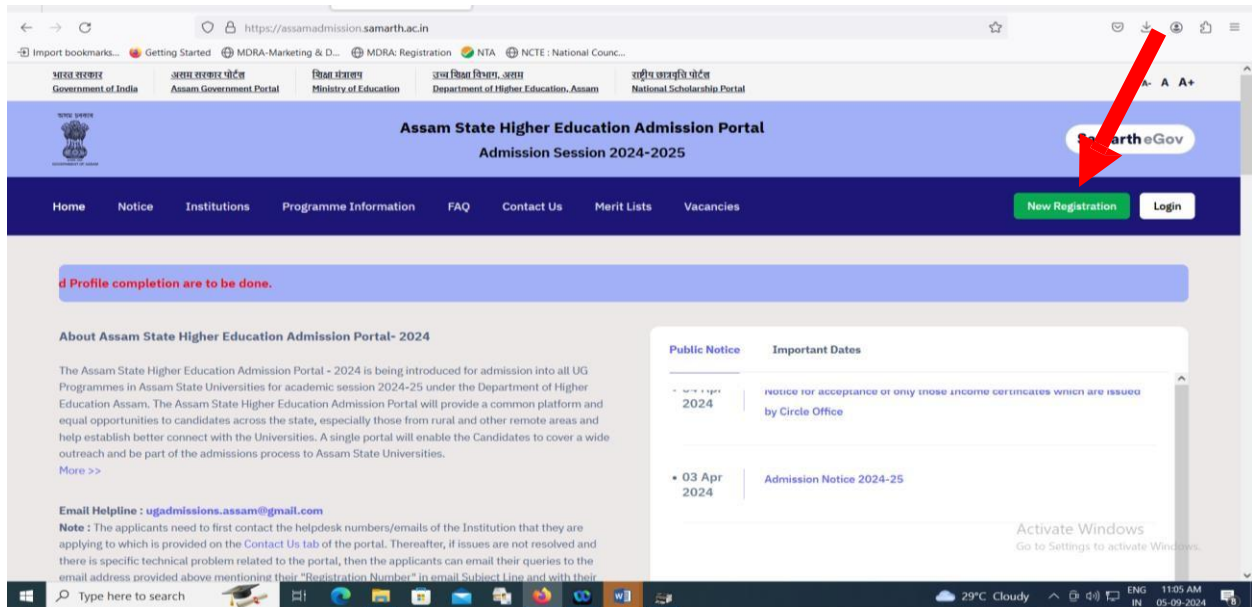


How to Fill Up the Application Form in SAMARTH for admission into 1st Semester FYUGP ?

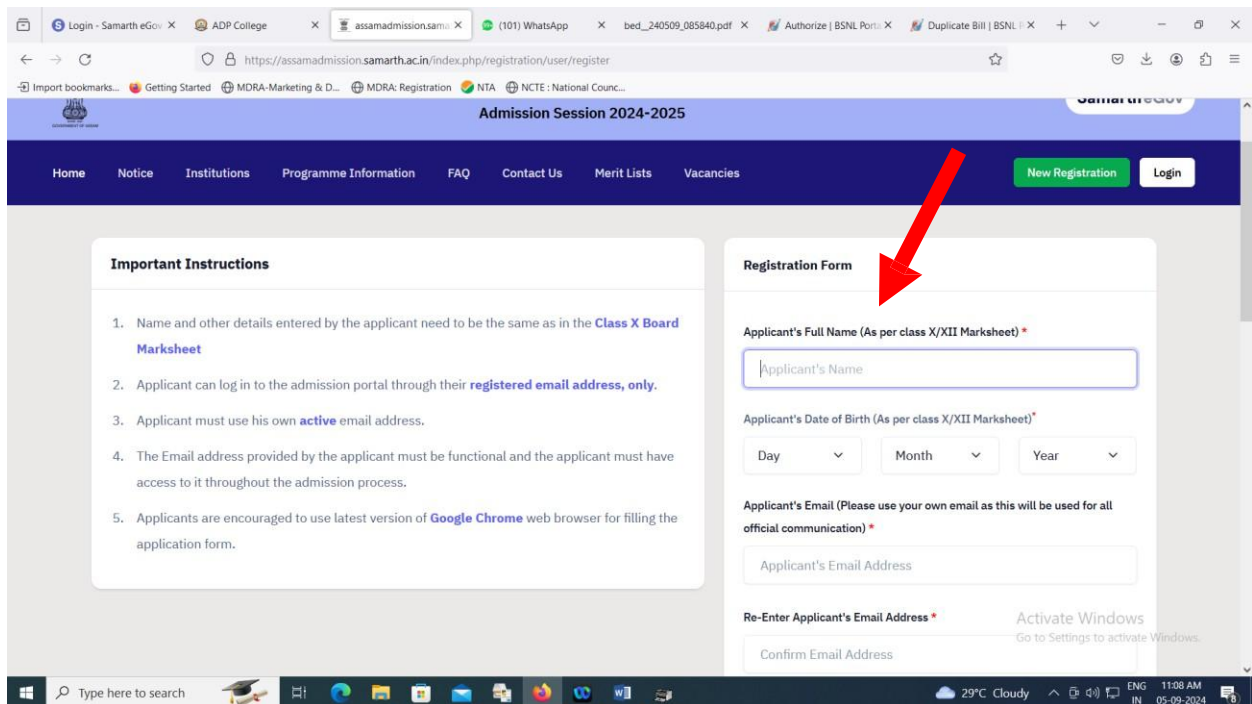
Step 1: Visit : <https://assamadmission.samarth.ac.in/>

Step 2: Click on New Registration



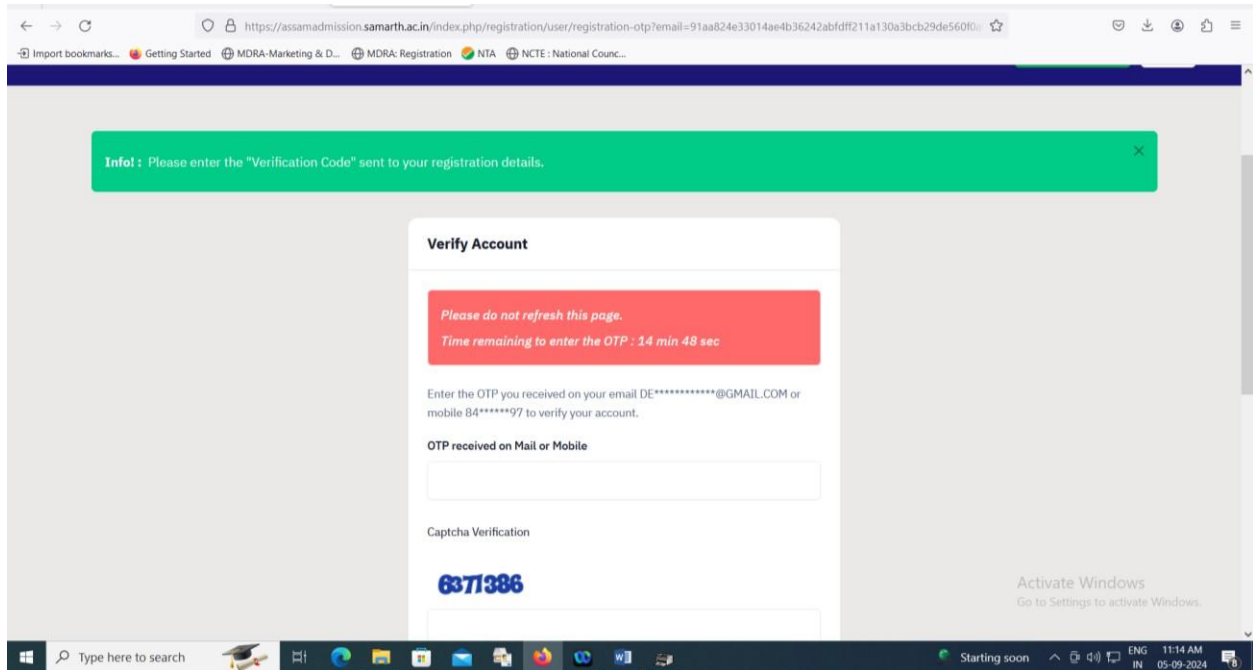
The screenshot shows the homepage of the Assam State Higher Education Admission Portal for the 2024-2025 session. The header includes the Assam State Government logo and the text 'Assam State Higher Education Admission Portal Admission Session 2024-2025'. A navigation bar contains links for Home, Notice, Institutions, Programme Information, FAQ, Contact Us, Merit Lists, and Vacancies. A prominent green 'New Registration' button and a white 'Login' button are located in the top right corner. A red arrow points to the 'New Registration' button. Below the navigation bar, there is a blue banner with the text 'd Profile completion are to be done.' and a section titled 'About Assam State Higher Education Admission Portal- 2024'.

Step 3: Fill Up Registration Form with requisite Data

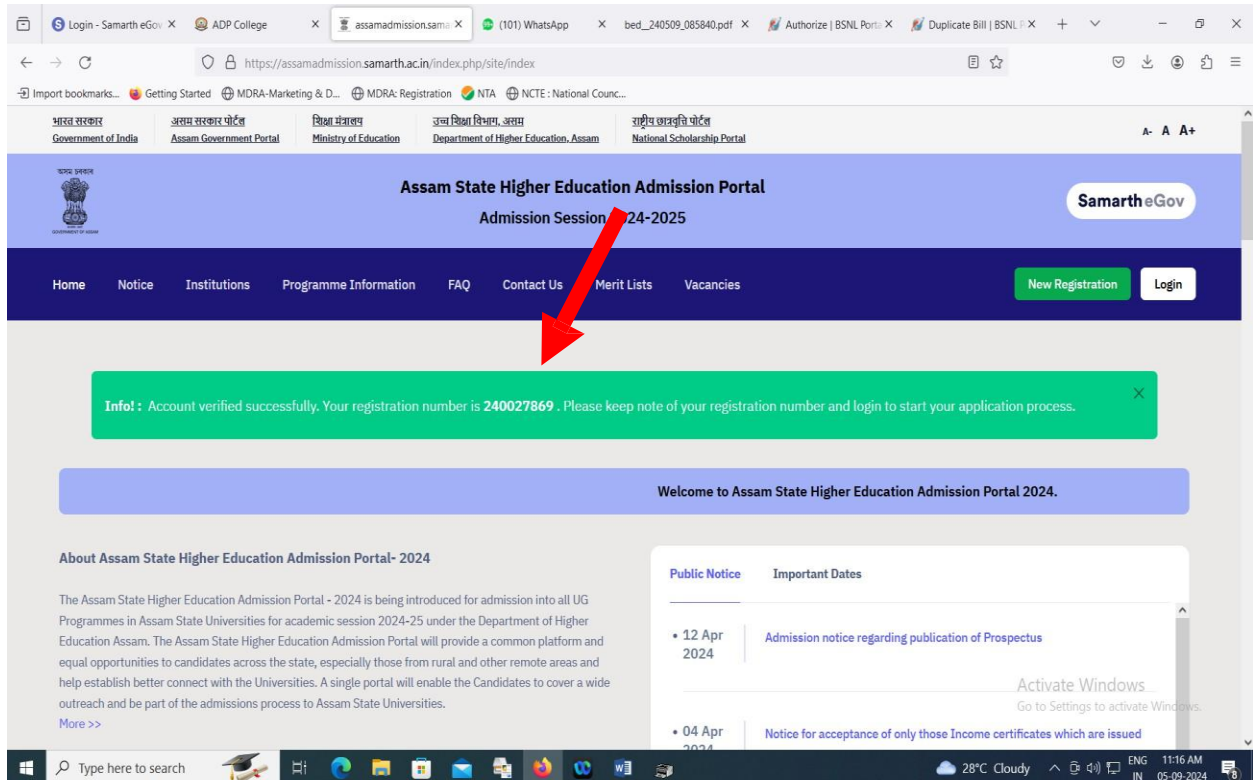


The screenshot shows the registration form page on the SAMARTH portal. The header is identical to the previous screenshot. The main content area is divided into two columns. The left column contains 'Important Instructions' with five numbered points. The right column is titled 'Registration Form' and contains several input fields: 'Applicant's Full Name (As per class X/XII Marksheet)*' with a text box, 'Applicant's Date of Birth (As per class X/XII Marksheet)*' with dropdown menus for Day, Month, and Year, 'Applicant's Email (Please use your own email as this will be used for all official communication)*' with a text box, and 'Re-Enter Applicant's Email Address*' with a text box labeled 'Confirm Email Address'. A red arrow points to the 'Registration Form' section.

Step 4: Enter OTP received in given Mobile Number/Mail Id



Step 5: Registration Number is Generated



Step 6: Login Using Registration Number and given password

Assam State Higher Education Admission Portal
Admission Session 2024-2025

Home Notice Institutions Programme Information FAQ Contact Us Merit Lists Vacancies

New Registration Login

Info: Account verified successfully. Your registration number is 240027869. Please keep note of your registration number and login to start your application process.

Welcome to Assam State Higher Education Admission Portal 2024.

About Assam State Higher Education Admission Portal- 2024

The Assam State Higher Education Admission Portal - 2024 is being introduced for admission into all UG Programmes in Assam State Universities for academic session 2024-25 under the Department of Higher Education Assam. The Assam State Higher Education Admission Portal will provide a common platform and equal opportunities to candidates across the state, especially those from rural and other remote areas and help establish better connect with the Universities. A single portal will enable the Candidates to cover a wide outreach and be part of the admissions process to Assam State Universities.

Public Notice Important Dates

- 12 Apr 2024 Admission notice regarding publication of Prospectus
- 04 Apr 2024 Notice for acceptance of only those Income certificates which are issued

Step 7: Click on 'Complete your profile' to complete your profile details.

Welcome , Deep Jyoti Das! Your Registration Number is: 240027869

Registration Number : 240027869
Registered e-mail address : DEEPJYOTIDAS64@GMAIL.COM
Current Date: 09-05-2024

You can now begin filling your admission application for admission in session 2024-25 in Assam State. Complete your profile by providing your details before proceeding for Programme Selection.

Process:

Step 01 Complete Profile Step 02 Preview and Lock Profile Step 03 Apply in College

Complete Your Profile

Step 8: Complete Personal Details Section first

Assam State Higher Education Admission Portal
Admission Session 2024-2025

Dashboard Home Institutions Programme Information FAQ Contact Us Merit Lists Vacancies 240027869

Profile Details (1) Other Details (2) Uploads (3)

Personal Details

Full Name of the Applicant *
Applicant's Gender *
Male ✓

Applicant's Date of Birth *
7 June 2000
Age as on July 1, 2023 *
23 Years 0 Month 25 Days

Social Category *
General ✓

Applicant's Registered Email *
Alternate Email

Activate Windows
Go to Settings to activate Windows.

Step 9 : Click on Save and Next

Adp College RRB Road

Country * India State * Assam

District * NAGAON Pincode * 782002

Permanent Address Click if same as correspondence address

Address Line 1 * Adp College Address Line 2 * RRB Road ✓

Country * India State * Assam

District * NAGAON Pincode * 782002

Save and Next

Activate Windows
Go to Settings to activate Windows.

ADP COLLEGE, NAGAON

Step 10: Check your filled personal details, if found correct then click on “proceed to next”.

The screenshot shows a web browser window with the URL <https://assamadmission.samarth.ac.in/index.php/personal/preview/personal>. The page displays a form for personal details. At the top, it says "Combined Family Income : Up to 2,00,000". Below that is a section titled "OTHER CATEGORY/QUOTA" with the following fields:

- Person with Benchmark Disabilities (PwBD) Category : Not Applicable
- Are you an Ex-Service man? : No
- Are you dependent of Freedom Fighter? : No
- Sports Quota No

At the bottom of the form, there are three buttons: "Back to Dashboard", "Update Details", and "Proceed to Next". A large red arrow points from the top right towards the "Proceed to Next" button. The footer of the page includes the Assam State Higher Education Admission Portal logo, quick links, follow us information, contact us details, and an activate windows notification.

**If found incorrect then click on Update Details to correct the incorrect entry and then click on proceed to next.

This screenshot is identical to the one above, showing the same personal details form. However, a large red arrow points from the top center towards the "Update Details" button, indicating the action to take if the details are incorrect.

Step 10: Fill up the 'Other Details'

Assam State Higher Education Admission Portal
Admission Session 2024-2025
Samarth eGov

Dashboard Notice Institution Programme Information FAQ Contact Us Merit Lists Vacancies 240027869

Personal Details (1) **Other Details (2)** Uploads (3) Preview (4)

Other Details

Do you have any illness which requires continuous or emergency medical attention? *

Select

Do you belong to Moran Community of Assam? *

Select

Do you belong to Fringe Village of Assam? *

Select

Do you belong Urban/Rural/Semi-Urban/Metropolitan Area? *

Select

Activate Windows
Go to Settings to activate Windows.

Step 11: After filling the details click on 'Save and Next'.

Assam State Higher Education Admission Portal

Have you attended any special camp under the National Service Scheme

YES NO

LANGUAGE	PROFICIENCY (READING/WRITING/SPEAKING)
Assamese	<input checked="" type="checkbox"/> Reading <input checked="" type="checkbox"/> Writing <input checked="" type="checkbox"/> Speaking
Hindi	<input checked="" type="checkbox"/> Reading <input checked="" type="checkbox"/> Writing <input checked="" type="checkbox"/> Speaking
English	<input checked="" type="checkbox"/> Reading <input checked="" type="checkbox"/> Writing <input checked="" type="checkbox"/> Speaking
Other Language 2 <input type="text"/>	<input type="checkbox"/> Reading <input type="checkbox"/> Writing <input type="checkbox"/> Speaking

Save and Next

Activate Windows
Go to Settings to activate Windows.

Step 12: Check your filled other details, if found correct then click on “proceed to next”.

The screenshot shows a web browser window with the URL <https://assamadmission.samarth.ac.in/index.php/personal/preview/other>. The form contains the following sections:

Do you have transfer certificate from your School/College?		Yes
a)	Candidates having NCC 'B' 'C' certificate	No
b)	Have you attended any special camp under the National Service Scheme	No

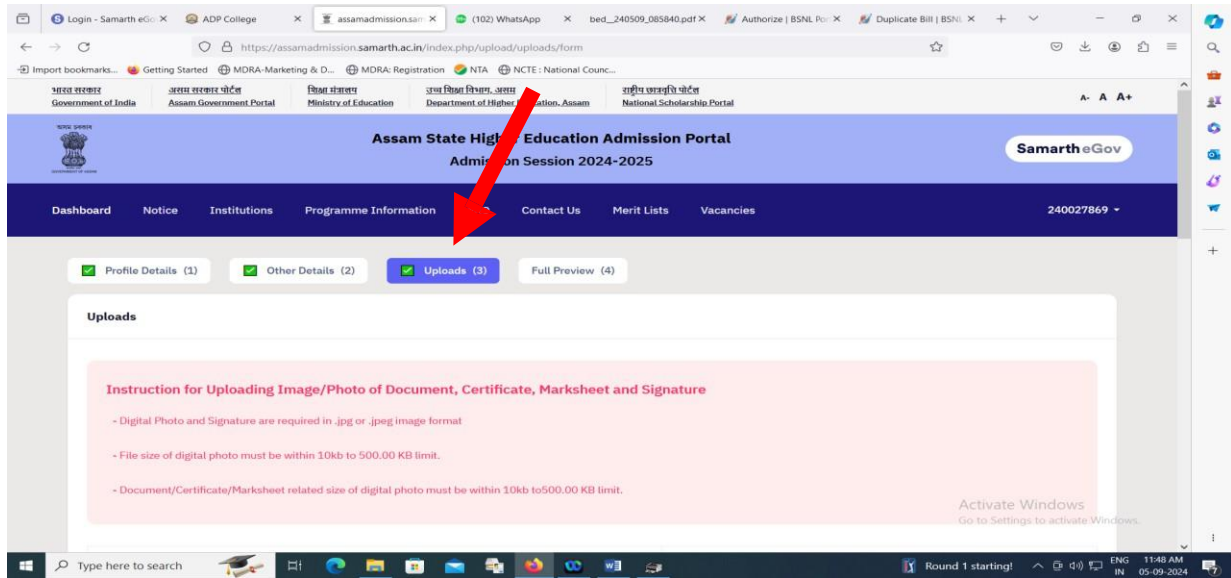
Language	Proficiency (Reading/Writing/Speaking)
Hindi	Reading Writing Speaking
English	Reading Writing Speaking
Assamese	Reading Writing Speaking

At the bottom of the form, there are three buttons: "Back to Profile Details", "Update Details", and "Proceed to Next". A red arrow points to the "Proceed to Next" button.

**If found incorrect then click on Update Details to correct the incorrect entry and then click on proceed to next.

This screenshot is identical to the one above, showing the same form and buttons. However, a red arrow points to the "Update Details" button instead of the "Proceed to Next" button.

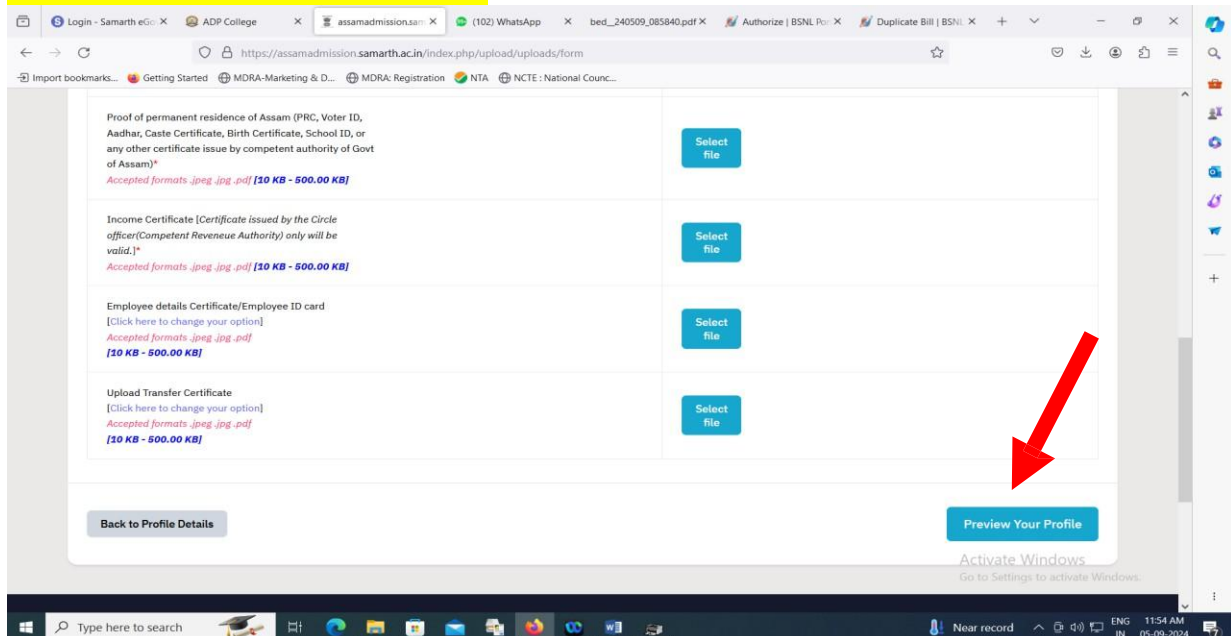
Step 13: Upload required Documents



**** Documents should be uploaded in following size or format as per instruction given below:**

- ❖ Digital Photo and Signature are required in .jpg or .jpeg image format
- ❖ File size of digital photo must be within 10kb to 500.00 KB limit.
- ❖ Document/Certificate/Marksheet related size of digital photo must be within 10kb to 500.00 KB limit.

Step 14: After uploading required documents Click on 'Preview Your Profile'.



Step 15: Please ensure that you have verified the profile details for correctness. No modification will be allowed after this step.

Click on 'Confirm and Lock' if you are sure to proceed, else click on "Cancel" to go back to the last viewed page.

Step 16: After Confirmed and Locked, Apply for College and subject you wish to take admission.

Note:

1. For Fee Waiver Scheme Applicants Should submit income certificate less than Rs. 2,00,000.00 issued by respective circle officer only.

2. Applicants willing to take admission in fee waiver scheme should show the income of parents less than Rs. 2,00,000.00 while filling up the application form.



Dr. Sadananda Payeng
Principal

Anandaram Dhekiaphookan College, Nagaon

Principal
A.D.P. COLLEGE
Nagaon (Assam)